

What's new in PerfectForms™ version 1.13

Release Date: July 2, 2009

Contents

System.....	1
Single Sign-on Gateway.....	1
Obligatory to Mandatory.....	1
System Message Customization and Help and Purchase for On Premise Systems	1
Dashboard	2
Deleting Multiple Instances from the Dashboard	2
Appearance Options for Embedded Forms	2
Form Layout and Behaviors	2
Drop-down Object Now Supports Searching by Character	2
Image Acquisition Plug-In Supports Topaz Signature Pad	2
Reporting	3
Reports Can be Printed.....	3
Reports Can be Transferred to Another User	4
Reset Report Option Moved to the Delete Button.....	4
List of Defects Resolved	5

1. System

1.1 Single Sign-on Gateway

Due to some code changes made, it is necessary to update the Single Sign-on Gateway. Please contact your PerfectForms representative to obtain the installation files.

http://www.perfectforms.com/Documentation/manual/html/integration_connections_singl.htm?zoom_highlightsub=gateway

1.2 Obligatory to Mandatory

Screen elements, form objects and behaviors previously labeled as 'obligatory' items now are 'mandatory'. The functionality remains the same.

http://www.perfectforms.com/Documentation/manual/html/fa_setting_obligatory_states.htm

1.3 System Message Customization and Help and Purchase for On Premise Systems

The On Premise Admin Console has been updated to include a Messages screen that contains a listing of all system messages and allows you to edit the message text. This is primarily intended to provide the ability to manage branding within the application.

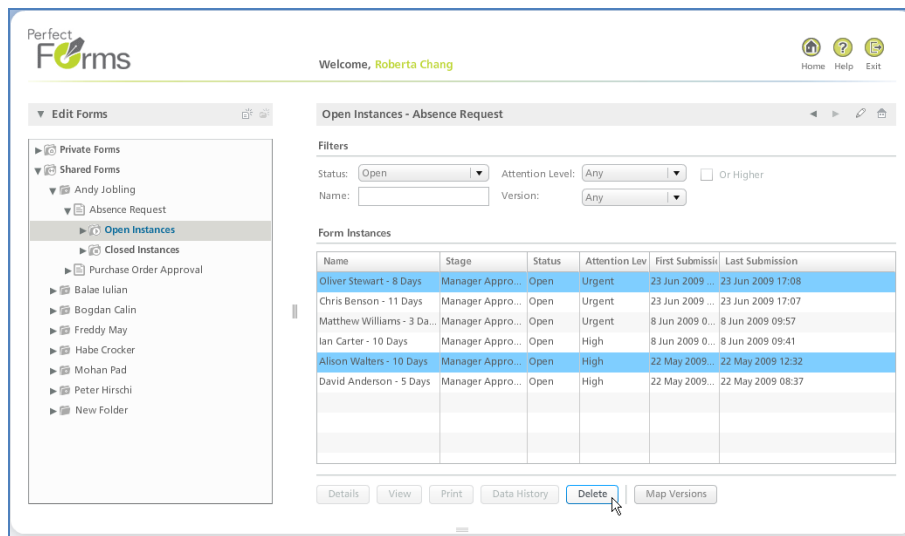
The System screen now offers the ability to enter custom URLs for purchase information and help guide links.

http://www.perfectforms.com/Documentation/manual/html/inst_administration_console.htm

2. Dashboard

2.1 Deleting Multiple Instances from the Dashboard

From the Edit Forms menu, select the form and either the Open Instances or Closed Instances sub heading. From the Form Instances menu in the right hand pane, select multiple instances using the Shift or Ctrl keys and left mouse click. Once selected, multiple instances may be deleted.



http://www.perfectforms.com/Documentation/manual/html/nav_dashboard_options_reference_ta.htm

2.2 Appearance Options for Embedded Forms

On the Link dialog (found on the form detail with the Edit Forms tree loaded), the Embed code now dynamically allows you to choose the appearance, transparency and layering of the PerfectForms window when it is embedded in a Web page.

http://www.perfectforms.com/Documentation/manual/html/fl_embedding_a_form_into_a_wiki.htm

3. Form Layout and Behaviors

3.1 Drop-down Object Now Supports Searching by Character

When the drop-down object has focus (By tabbing into it, or by left mouse-click) type in a character and the drop-down object will display the first item in the list starting with that character. If the drop-down is initiated by clicking the down arrow, the list will start from near that item.

http://www.perfectforms.com/Documentation/manual/html/fl_object_reference_table.htm

3.2 Image Acquisition Plug-In Supports Topaz Signature Pad

The Image Acquisition plug-in used by the Image Import object which allows form users to attach image files or capture and attach images to a form instance now supports the Topaz Signature Pad SigLite

LCD 1X5 HID-USB Model # T-L460-HSB

For more information on this device, see <http://www.topazsystems.com/products/siglitelcd.asp>

http://www.perfectforms.com/Documentation/manual/html/FL_Adding_Image_Import_Capability.htm

4. Reporting

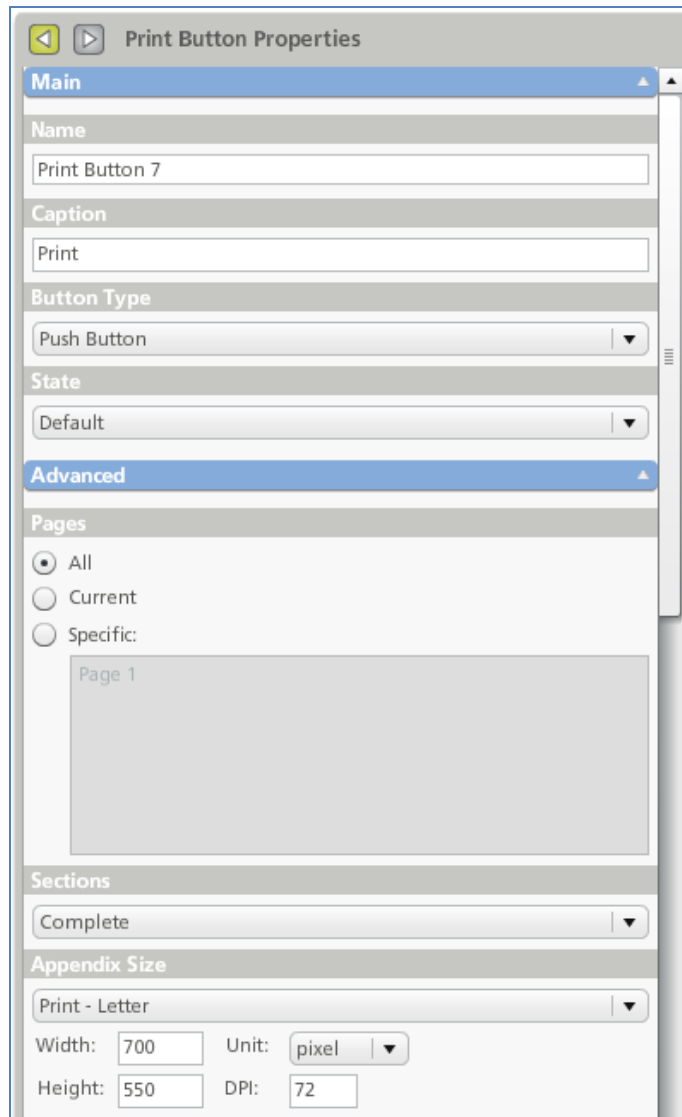
4.1 Reports Can be Printed

The Report Builder Toolbox now includes a Print button.

Data which is held in a table and not, therefore, always visible onscreen can be printed in an appendix to the printed report. The print option creates a .PDF file.

Report designer may choose:

- Which pages to print
- Which sections to print (Complete, Report pages only, Appendix only, complete but separated)
- Appendix size



Print Button Properties

Main

Name: Print Button 7

Caption: Print

Button Type: Push Button

State: Default

Advanced

Pages:

- All
- Current
- Specific: Page 1

Sections: Complete

Appendix Size: Print - Letter

Width: 700 Unit: pixel

Height: 550 DPI: 72

http://www.perfectforms.com/Documentation/manual/html/fl_adding_a_print_button.htm

4.2 Reports Can be Transferred to Another User

The Migrate button allows the report designer to export the report design.

Another user may import the report. If the data source(s) used by the report is/are also available to the new user, they will be identified when the report is imported and automatically linked. If datasource(s) are not available when imported then a new datasource(s) will have to be created.

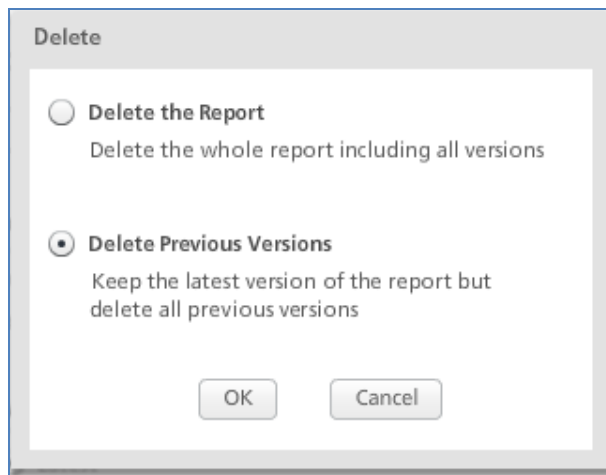
Note: For the link between form and report to be maintained it is necessary for the form and report to be opened and saved in version 1.13 prior to migration. This will require a change in the form to allow the save option to become available, which can be achieved by a slight movement of any object.

For the link between form and report to be maintained, both should be transferred to the second system concurrently. Publish the form before importing the report.

http://www.perfectforms.com/Documentation/manual/html/R_Exporting_a_Report_Design.htm

4.3 Reset Report Option Moved to the Delete Button

The option to reset a report, which deletes all previous versions of the report and keeps the latest version only, has now been transferred into the Delete button. This maintains consistency with the Edit Forms layout. The new Migrate button is positioned where the Reset button used to be.



http://www.perfectforms.com/Documentation/manual/html/R_Deleting_a_Report.htm

4.4 Migrating to .CSV

When exporting data to .CSV using the Migrate button the previous export limit of 400 characters in a multi-line text input object has been removed.

List of Defects Resolved

The following reported bugs were resolved in PerfectForms™ version 1.13.

ID	Title
58	Set Field In Other Instance command not working if fields are left empty when that instance is submitted.
82	Objects with the same layer are shown differently in PDF than in layout or preview modes.
214	LDAP connection: the operator & acts like a LIKE operator.
218	Apostrophes in e-mail notifications shown as: '" (in Outlook and gmail).
233	Appearance of drop-down table column in scripting: no Value and Caption options.
240	Not able to set up a user with a hyphen in their e-mail address.
316	Get Field from Other Instance command not working with Date-type objects.
335	Delete draft instances not available when version 0.1 (form is not published).
345	Filter selector: When type is List, the background color is not reflected on drawing area.
349	If you cut two or more objects and then paste them into a group, the relative positioning is lost and they end up on top of one another.
356	Reporting: Improper message when trying to calculate the difference between a string and a number.
360	Set Table Rows with Set Current Row option not working well when table is on a different page than the control that launches the script.
362	Value of numeric input remains unchanged if visible digits remain the same.
371	Errors in Submit data when the notification is sent to an invalid e-mail address.
398	None of the items in the List object appear selected in PDF if the List object has the Allow Multiple Selection option checked.
410	Get Field From Other Instance is not returning all text data.
428	Print Form hangs in a specific scenario.
438	When the Table object changes state from Disabled to Hidden, it still shows the frame.
471	Use of “ “ characters in the Formula Editor.
488	Flash player error when trying to undo Share Form.

- 489 Object layer switches between two objects within the same layer when adding a new object.
- 495 Custom ID field is not showing when signing up from an e-mail notification link.
- 496 Player: First char from New Password is partially visible.
- 497 Flash player error appears when selecting undo for a New Page.
- 513 The Instance number in the subject of an e-mail doesn't appear correctly unless the time selection of the notification time is Now.
- 514 Connect and Search command is displaying all parameters even if they are not selected for displaying. This applies to Web Services and Forms connections only.
- 525 Link Dialog: Options Mode and Opaque are not working correctly - keyboard key mappings not correct.
- 538 Reporting: Show Report Behavior with New Window de-selected opens a blank screen.
- 539 Filter Selector is not working on Time Input field.
- 547 Reporting: System error is shown when using a function for Group By.
- 549 Table button and Child Form button columns are missing background color selectors and color selectors for different states (normal/over/down).
- 565 Reporting: Incorrect message when trying to make the sum between two dates (\$\$\$\$server_error_154).
- 571 Form connections: Update and Insert action commands are not working in player if the form has World permission.
- 574 Crashes on form: Can't delete objects (Branch Locator Process form).
- 576 Type in Print Button Behavior Properties.
- 577 Numeric stepper value not kept if filled in from keyboard.
- 578 Value of File Attachment only returns file ID and not file name and this causes the status to appear as unknown when populated with a Set Field command.
- 579 Crash if Home button is clicked while New Form details are loading.
- 583 Print instance from Edit Forms dashboard view shows incorrect object states.
- 586 Settings: Allow basic user to edit his own details label is only partially visible (until screen is resized).
- 590 Printing of an instance doesn't work unless the list object is left empty (no item is selected).
- 593 The File Attachment object appears differently in PDF than in View mode.

- 596 Time Input: Emptying a Time Input is not working.
- 597 Date calculations: date 1 - date 2 returns incorrect result in some cases.
- 600 Internal server error when trying to export a form with only one table.
- 603 Flash player error when deleting an empty page.
- 604 When redirect is used, application changes the URL to lower case (causes problems on Linux systems).
- 611 When an instance is created from player, submitted data is not appearing in Data History.
- 622 When switching from state Read-only to Disabled, the selection of the list changes to the first item.
- 636 Printing doesn't work on forms with transparency option set in the Theme.
- 647 Lists: If the selected item is not changed, after submitting the first item appears selected as default.
- 620 XML content changes to system messages and labels.
- 721 System error appears when printing a report with a crosstab object on it.
- 764 Ranking: Items order is not respected in printing.
- 769 System error appears when printing a data list with a hidden column.
- 775 Report Printing: Data List/Grid Format is not respected in printing.
- 776 Report Printing: Print button with Sections > Appendix Only option opens a blank page.
- 793 Report Printing: No data appears in the table.
- 797 Flash player error when creating a Show command on Forms is Opened or Page is Opened behavior events.